

SIZE	MSS SERIES CONTACT CONFIGURATIONS						
G	 #22/20 ohm COAX	 2#14	 3#16	 4#16 *	 6#16	 7#16	 7#20 *
K	 #22/20 ohm COAX	 1#2	 2#10	 2#16	 3#22/20 ohm COAX	 3#14	 4A#16
	 1#16/3#14 * (4)	 2#22/20 ohm COAX 4#16 (6)	 6#16 *	 6#16 (WITH BOOT)	 7#16	 8#16 *	 8#20 *
	 10#16	 12#20	 12#20 (PBOF)	 12S#20	 16#20		
	 1#1/0	 2#8	 2A#6 HV	 3#10 *	 3A#8 *	 1#4/2#14 (3B)	
	 4#8	 4A#16 HV	 6#16 *	 6A#10	 6B#16	 2#22/20 ohm COAX 2#10/3#16 (7)	
	 8#16	 8#16 (PBOF)	 12#16	 12B#16 (PBOF)	 12S#16	 4#10/8#20 (12A)	
	 16#20 *	 5#20/11#16 (16A)	 18#16	 18A#20	 2#10/16#20 (18B)	 22#20 *	

**NOTES:**

All configurations shown are the face view of the receptacle connector (BCR/FCR/CCR).

▼ This symbol refers to the receptacle shell keyway which keys the BCR, FCR, CCR shell to the mating CCP shell.

PBOF is the abbreviation for pressure balanced oil filled style connectors, reference catalog for more information.

\* Upon request, these configurations are also available with the PBOF option.

SIZE	MSS SERIES CONTACT CONFIGURATIONS					
L	 9#16/13#20	 26#20 *	 26#20 SP	 30#20	 38#22	 76#22
M	 2#8 HV	 3#10 *	 4#8 *	 4#8 HV *	 5#6 *	 6#10 HV *
	 3#6/3#16 * (6)	 6#14 *	 7#10	 8#14	 10#14	 2#16/9#10 (11)
	 3#8/12#16 (15)	 16#16	 18#16	 21#16 *	 22#16 (PBOF)	 22#16
	 28#16	 30#20 *	 37#20	 40#20 *	 42#20	 56#20
	 3#4	 4#6 *	 7#8	 8#16	 10#10	

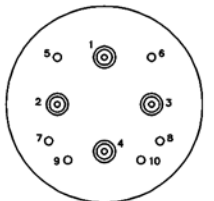
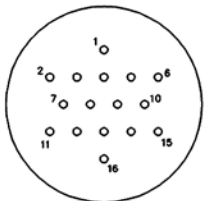
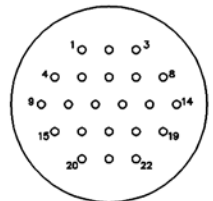
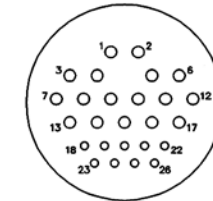
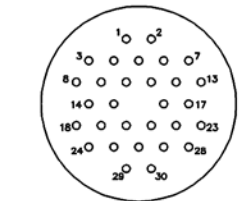
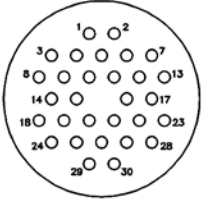
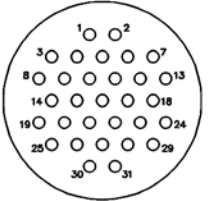
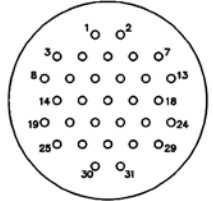
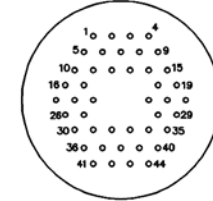
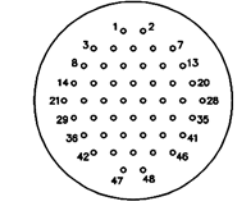
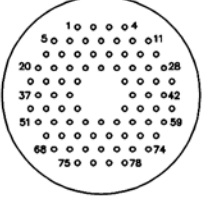
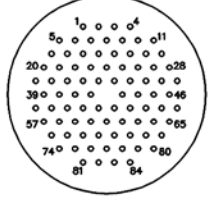
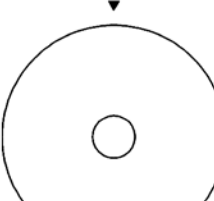
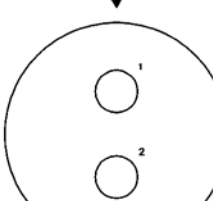
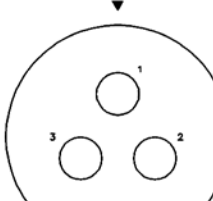
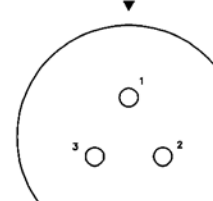
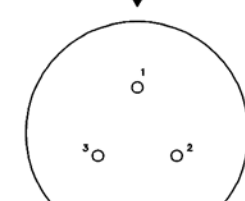
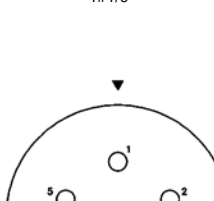
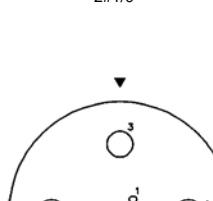
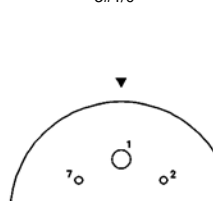
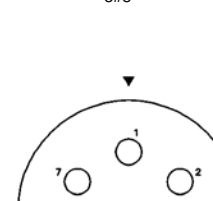
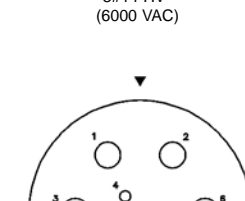
**NOTES:**

All configurations shown are the face view of the receptacle connector (BCR/FCR/CCR).

▼ This symbol refers to the receptacle shell keyway which keys the BCR, FCR, CCR shell to the mating CCP shell.

PBOF is the abbreviation for pressure balanced oil filled style connectors, reference catalog for more information.

\* Upon request, these configurations are also available with the PBOF option.

SIZE	MSS SERIES CONTACT CONFIGURATIONS					
O	 <p>4#22/20 ohm COAX 6#16 (10)</p>	 <p>16#16</p>	 <p>22#16</p>	 <p>9#16/17#14 (26)</p>	 <p>30#16 *</p>	
	 <p>30#14</p>	 <p>31#14</p>	 <p>31#16</p>	 <p>44#20 *</p>	 <p>48#20</p>	
	 <p>78#20</p>	 <p>84#20</p>				
	P	 <p>1#1/0</p>	 <p>2#1/0</p>	 <p>3#1/0</p>	 <p>3#8 *</p>	 <p>3#14 HV (6000 VAC)</p>
		 <p>5#8 *</p>	 <p>2#16/4#16 (6)</p>	 <p>4#16/3#8 * (7)</p>	 <p>2#16/5#16 * (7)</p>	 <p>6#6/2#14 (8)</p>

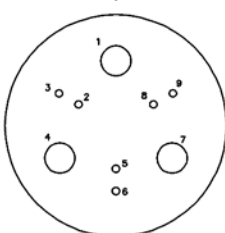
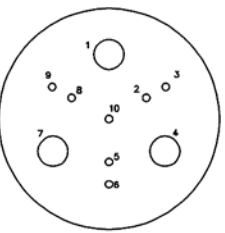
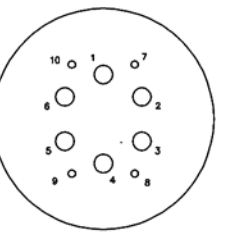
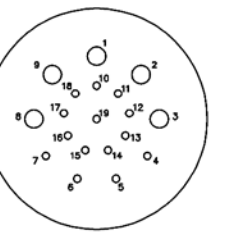
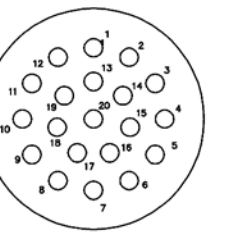
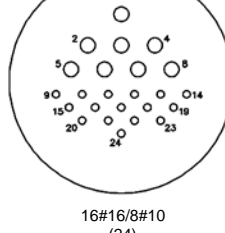
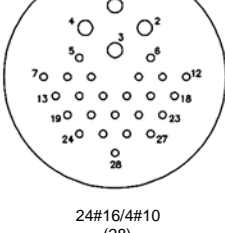
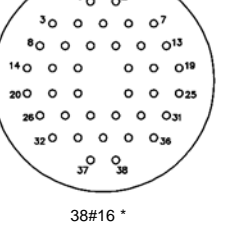
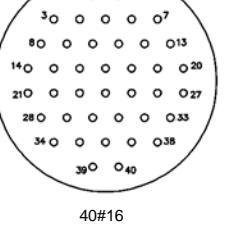
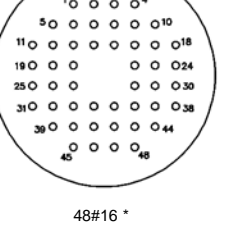
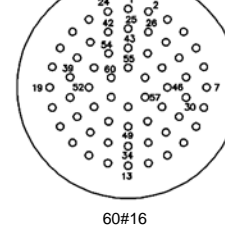
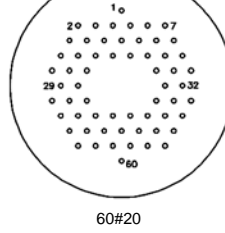
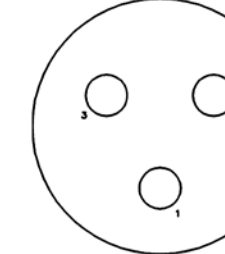
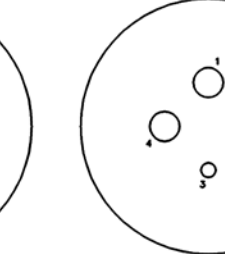
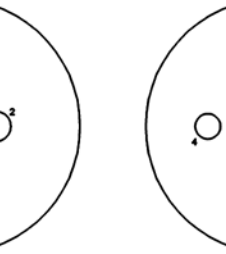
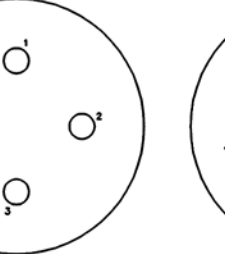
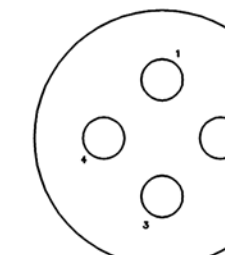
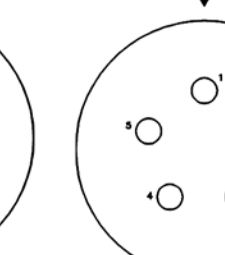
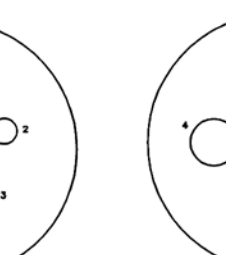
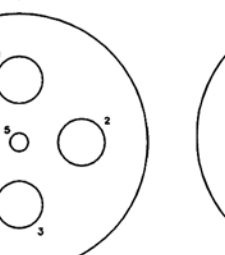
**NOTES:**

All configurations shown are the face view of the receptacle connector (BCR/FCR/CCR).

▼ This symbol refers to the receptacle shell keyway which keys the BCR, FCR, CCR shell to the mating CCP shell.

PBOF is the abbreviation for pressure balanced oil filled style connectors, reference catalog for more information.

\* Upon request, these configurations are also available with the PBOF option.

SIZE	MSS SERIES CONTACT CONFIGURATIONS AVAILABLE					
P	 <p>3#4/6#16 (9)</p>	 <p>3#16/7#16 (10)</p>	 <p>6#8/4#16 (10)</p>	 <p>14#16/5#8 (19)</p>	 <p>20#14</p>	
	 <p>16#16/8#10 (24)</p>	 <p>24#16/4#10 (28)</p>	 <p>38#16 *</p>	 <p>40#16</p>	 <p>48#16 *</p>	
	 <p>60#16</p>	 <p>60#20</p>				
	Q	 <p>3#1/0 *</p>	 <p>3#4/1#10 HV * (4)</p>	 <p>4A#6 *</p>	 <p>4B#2/0 *</p>	
		 <p>4#1/0 *</p>	 <p>5#6</p>	 <p>1#8/4#2/0 (5A)</p>	 <p>12#6/2#14 (14)</p>	

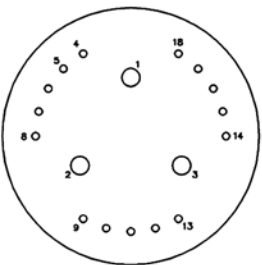
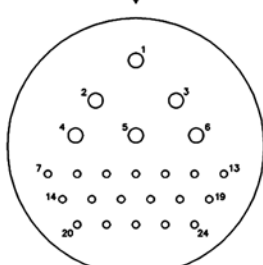
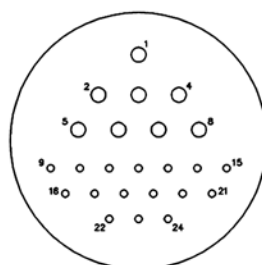
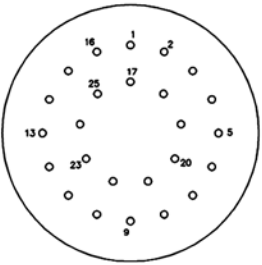
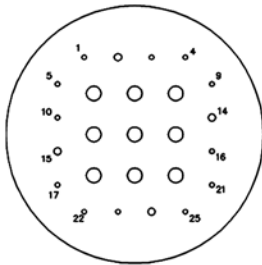
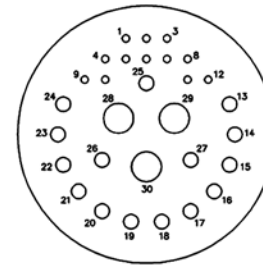
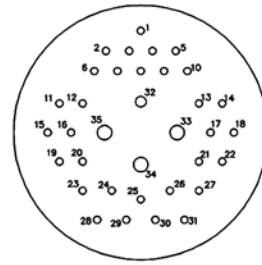
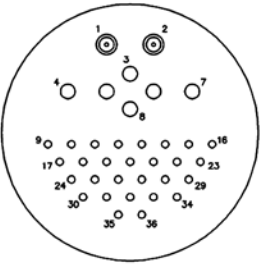
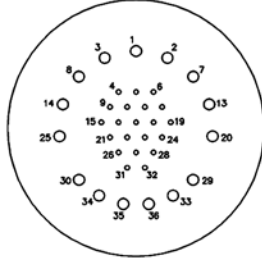
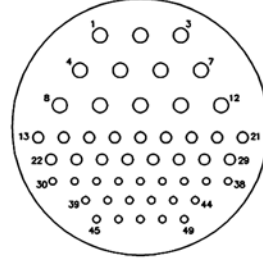
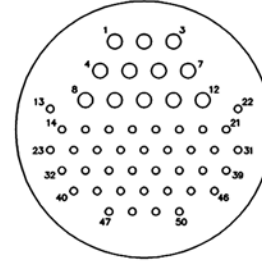
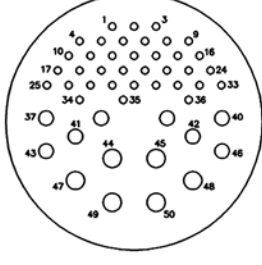
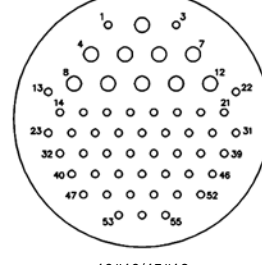
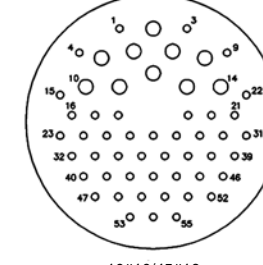
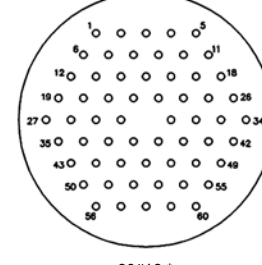
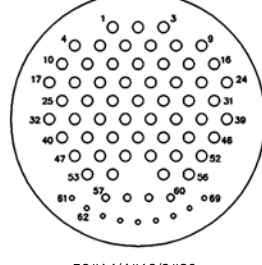
**NOTES:**

All configurations shown are the face view of the receptacle connector (BCR/FCR/CCR).

▼ This symbol refers to the receptacle shell keyway which keys the BCR, FCR, CCR shell to the mating CCP shell.

PBOF is the abbreviation for pressure balanced oil filled style connectors, reference catalog for more information.

\* Upon request, these configurations are also available with the PBOF option.

SIZE	MSS SERIES CONTACT CONFIGURATIONS AVAILABLE			
	 <p>3#8/15#16 * (18)</p>	 <p>6#10/18#16 (24A)</p>	 <p>8#10/16#16 (24)</p>	 <p>25#16 *</p>
	 <p>9#8/4#16/12#20 (25A)</p>	 <p>3#4/15#10/12#16 (30)</p>	 <p>3#10/1#14/31#16 (35)</p>	 <p>2#22/20 ohm COAX 6#10/28#16 (36)</p>
Q	 <p>15#14/21#20 HV (36)</p>	 <p>12#10/17#14/20#16 (49)</p>	 <p>12#10/38#16 (50)</p>	 <p>6#8/8#10/36#16 * (50A)</p>
	 <p>10#10/45#16 (55)</p>	 <p>10#10/45#16 (55A)</p>	 <p>60#16 *</p>	 <p>56#14/4#16/9#20 (69)</p>

**NOTES:**

All configurations shown are the face view of the receptacle connector (BCR/FCR/CCR).

▼ This symbol refers to the receptacle shell keyway which keys the BCR, FCR, CCR shell to the mating CCP shell.

PBOF is the abbreviation for pressure balanced oil filled style connectors, reference catalog for more information.

\* Upon request, these configurations are also available with the PBOF option.

SIZE	MSS SERIES CONTACT CONFIGURATIONS AVAILABLE			
Q				
S				

**NOTES:**

All configurations shown are the face view of the receptacle connector (BCR/FCR/CCR).

▼ This symbol refers to the receptacle shell keyway which keys the BCR, FCR, CCR shell to the mating CCP shell.

PBOF is the abbreviation for pressure balanced oil filled style connectors, reference catalog for more information.

\* Upon request, these configurations are also available with the PBOF option.